



Atlas Portal

New User Login Guide

June 2026





Contents

Registration & Log-in

Support Requests

Downloading Products

License Management

Product Evaluation Requests



**Received a welcome email from
Atlas Portal?**



First time login instructions

- Enter the email address where you received the invite
- Click Next



Sign in

Sign in to access Atlas Portal

joe.bloggs@myaccount.com

[No account? Create one](#)

Next

First time login instructions

Click Forgot password on the next screen -> Click Email code on the next screen to receive a code on your email -> Setup a new password.



← joe.bloggs@myaccount.com

Enter password

Password

[Forgot password?](#)

Sign in



joe.bloggs@myaccount.com

Verify your identity



Email code to
joe.bloggs@myaccount.com

Cancel



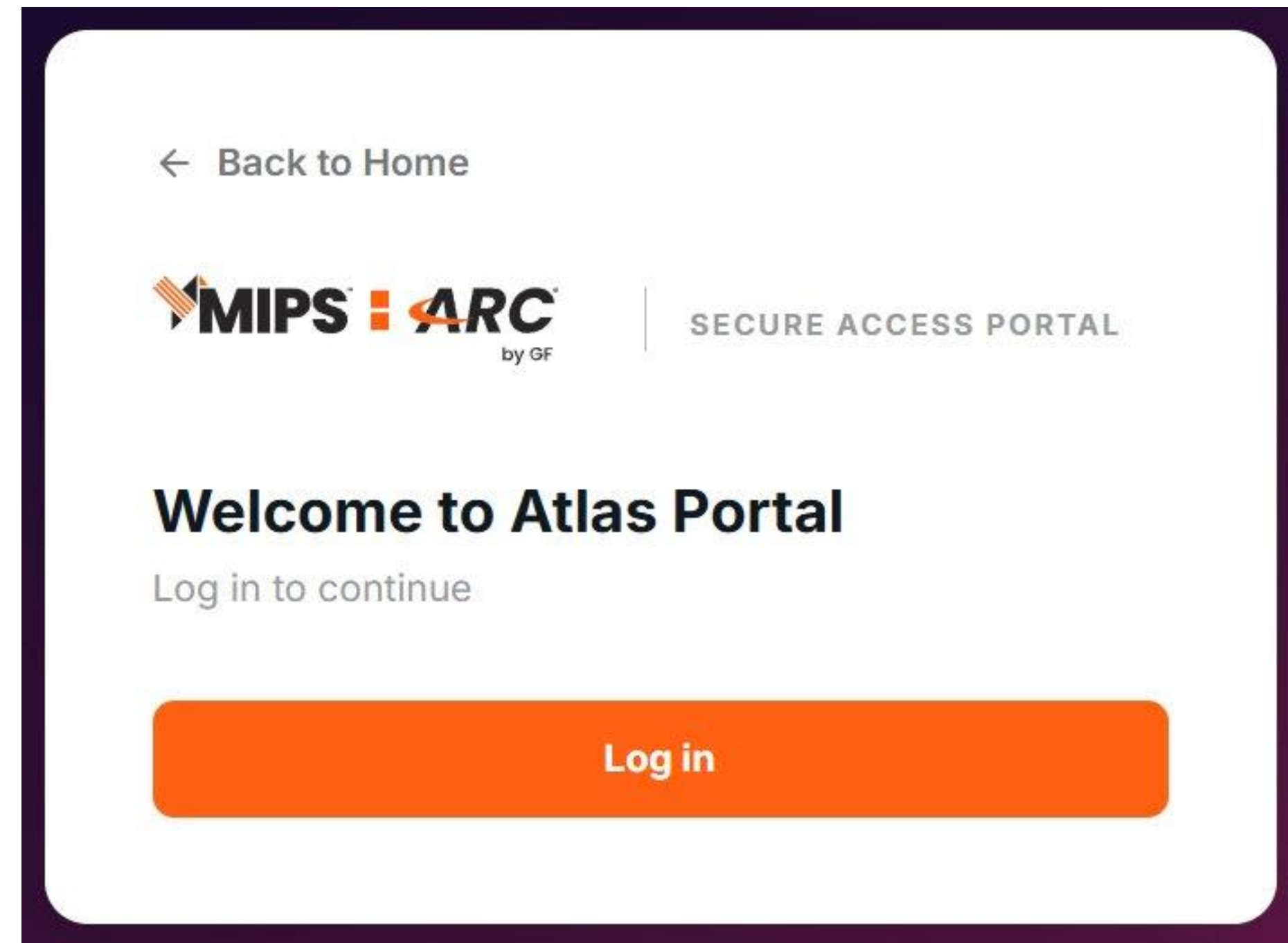
New User Registration



Log-in

Navigate to <http://www.mips.com/atlasportal>

New customers, register; existing customer log in



Create an account



Sign in

Sign in to access Atlas Portal

joe.bloggs@myaccount.com

[No account? Create one](#)

Next

- Email address is entered
- Verification code is sent to email address
- Manual approval is then carried out by MIPS



← joe.bloggs@myaccount.com

Enter code

We just sent a code to joe.bloggs@myaccount.com

Enter code

Next

Dashboard

Dashboard is the default page loaded after log-in at atlasportal.mips.com

The dashboard header includes the logo for MIPS | ARC by GF Atlas Portal on the left. The navigation menu contains: DASHBOARD (highlighted), SUPPORT REQUESTS, DOWNLOAD HUB, LICENSES, and ADMIN with a dropdown arrow. On the right, there are utility buttons: FAQs with an external link icon, a help icon, a settings icon, a notification icon, a refresh icon, and a user profile icon labeled 'RF'.

The main content area features a welcome message: "Welcome, Rohan" with a hand icon, and "Last login June 2, 2026". Below this are three summary cards:

Category	Count
Unassigned Requests	23
Critical Requests	657
In Progress Requests	580



Support Request Management



Creating a new support request

Click to create a support request

Requests

+ Create New Request

Create Support Request

Create Eval Request

My Requests All Unassigned Requests Open Requests All Requests

Mandatory fields

Request Information

Product L1*
Select Product L1

Search options...

Select Product L1

DesignWare Cores ARC P...

ASIP Designer

DesignWare Cores ARC T...

DesignWare SubSystems

Priority*
Select Priority

Select Priority

Critical

High

Medium

Low

Summary*
Brief Summary of the request
0/120 characters

Support Request Type*
Select Support Request Type

Search options...

Select Support Request Type

Enhancement

Fatal

Installation

Licensing & Keys

- ASIP Designer / Programmer
- ARC Processors
- ARC Tools

Product L2
Select Product L2

Watchers
Select watchers

- Non-mandatory fields:
- L2: Actual product
 - Watchers: Other members of your organization on cc

ARC Product L1 Categorizations

All ARC-related requests should be filed under one of:

SolvNet Product	Description
DesignWare Cores ARC Processors	ARC Processor Hardware
DesignWare Cores ARC Tools	ARC Software Tools and Libraries
ASIP Designer / ASIP Programmer	ASIP Products

Details of request

Supporting Information

Issue Description *

Rich text editor with toolbar (undo, redo, font size, bold, italic, link, unlink, list, check, insert link) and a text area containing the placeholder text "Briefly describe the problem".

Attachments

Attachment area with a dashed border, an upload icon, and the text "Click to upload or drag and drop files here. Supported file types: PDF, PNG, JPG or GIF (max. 10MB each)".

Upload any files

- Simulation waveforms
- Testcases
- Block diagrams
- etc.

Details necessary for MIPS to replicate issue encountered

- For ARC Processor requests, please upload *build_configuration.txt* so that exact build configuration and IP library versions can be determined
- For MetaWare-related inquiries, please provide the build options that you use along with your test code

Discussion thread

- Interaction history is visible in each ticket
- Status updated based on interaction

Status	Meaning
New	Pending AE assignment
In Progress	Actively being worked on
Waiting on Customer	Response has been provided – waiting for further information from customer
Awaiting Customer Acknowledgement	Request has been fully addressed from MIPS' perspective
Closed	Agreement between MIPS and customer that issue has been fully addressed

Discussion
Newest first ▾

DESCRIPTION

Checking agent interaction with my ticket. Also expect to see all Company Y CASEs but cannot currently (I expect watcher should only email notify watchers that there has been an update)

Preview

↶ ↷ | ¶ | **B** *I* ... | ☰ | A ↶ | ▾ | ↗

📎 Attach files

0 / 5,000 characters
Cancel
Send

MC Martyn Customer Bronziet
30/04/2026, 11:13:59
⋮

2nd update

MC Martyn Customer Bronziet
30/04/2026, 11:13:38
⋮

Checking update comment can be submitted

Timeline

- **CREATED**
Apr 23, 2026, 11:45 AM
- **UPDATED**
Apr 30, 2026, 11:13 AM

Related Requests [0 linked](#)

Attachments [View all](#)

📄

vapex_demo_opcode...

1.3 KB

↓

Product support

Support Requests shows existing requests and allows new requests to be created

Navigate to support requests

MIPS Atlas Portal | DASHBOARD **SUPPORT REQUESTS** KNOWLEDGE BASE DOWNLOAD HUB LICENSES ADMIN

Requests

My Requests All Open **All Requests**

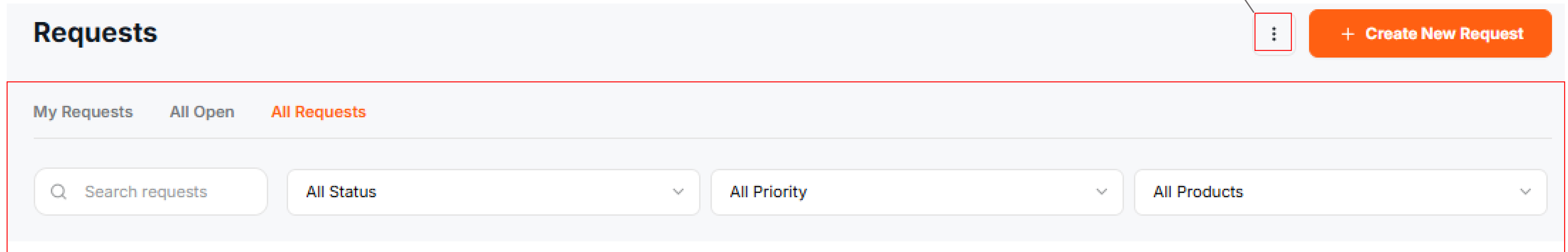
Search requests All Status All Priority All Products

ID	PRIORITY	SUBJECT	PRODUCT L1	STATUS	REPORTER
737	Critical	My new test 28th April	DesignWare Cores ARC Processors	New	martyn.bronziet...
323	Critical	Another test - can someone testing the age...	DesignWare Cores ARC Processors	New	martyn.bronziet...
297	Medium	First test in dev system from Martyn (Comp...	DesignWare Cores ARC Processors	New	martyn.bronziet...
295	Medium	First test from Martyn	DesignWare Cores ARC Processors	New	martyn.bronziet...

Showing 1 to 4 of 4 items 10 Rows per page

Support Request Filters

Export list
as a CSV



Support requests may be filtered on:

- My requests
- Open requests only
- All requests
- Status
 - New, In progress, Waiting customer response, Awaiting customer acknowledgement, Closed
- Priority
- Products

Corresponding STAR IDs on ported CASEs will not be immediately visible on day 1



Downloading Products



Download IP

<http://www.mips.com/atlasportal> -> Download Hub

Products can be downloaded per entitlement

- Tools
- IP
- ASIP



[DASHBOARD](#)

[SUPPORT REQUESTS](#)

[DOWNLOAD HUB](#)

[LICENSES](#)

[ADMIN](#) ▼

Downloadable product hierarchy

As an example, ARC EM products are under ARC-Classic->EM

The screenshot shows the MIPS ARC Atlas Portal interface. The navigation bar includes 'MIPS ARC Atlas Portal', 'DASHBOARD', 'SUPPORT REQUESTS', 'DOWNLOAD HUB', 'LICENSES', and 'ADMIN'. The main content area is divided into two sections. On the left, under 'Downloadable Products', there is a tree view with folders for 'ARC-AI', 'ASIP', 'ARC-Classic', and 'EM'. The 'EM' folder is expanded, showing a file named 'DWC ARC EM ESP Option'. On the right, the 'PRODUCT DETAILS' section shows a table with the following information:

PRODUCT DETAILS	
NAME	DWC ARC EM ESP Option
PRODUCT CODE	Test-B754-0
DESCRIPTION	and remote attacks
DOWNLOAD	ARC-Classic

Click to download

Example Download Bundle

ARC EM

Documentation

IP Library
(RTL, scripts
and testbench)

Index of pr-releases-ga-test/B754-0/GA

Name	Last Modified	Size	Download Link
../			
ARC_EM_5_70a_IP-Libraries.tar	09-05-26 21:14:55 +0100	47.1 MB	ARC_EM_5_70a_IP-Libraries.tar
ARC_EM_Series_Bookshelf_pdf.zip	09-05-26 21:14:55 +0100	23.0 MB	ARC_EM_Series_Bookshelf_pdf.zip
ARC_RDF_Libraries.tar	09-05-26 21:14:55 +0100	15.8 MB	ARC_RDF_Libraries.tar

Reference Design
Flow
(Implementation)
Libraries)



License Management

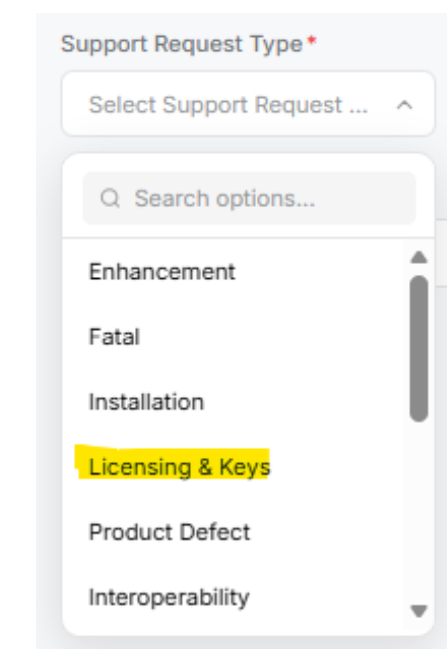


License Scenarios

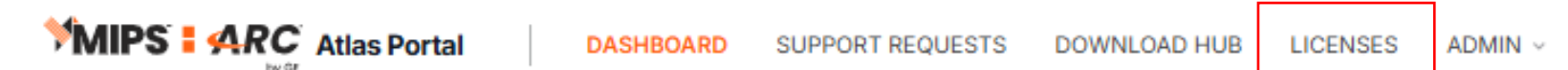
ARC and ASIP products were created using the Synopsys license daemon

If any licenses have expired on existing ARC products or you have not yet downloaded an active license from Synopsys Smartkeys then some manual steps are required:

- From 2nd June, any licenses downloaded from Synopsys Smartkeys will not include ARC or ASIP products, only other Synopsys products
- Any license requests on existing products (which at the time of writing still use the Synopsys daemon) will need to be regenerated manually by Synopsys but the request will need to be made via MIPS. The process turnaround time is anticipated to take 2-3 working days
- Please submit a support request with “Licensing & Keys” selected in the “Support Request Type” field:



The following pages detailing the use of the “Licenses” tab will only apply to new releases of products made under MIPS, that have been updated to use the MIPS licensing daemon:



For product evaluations see the section on “Product Evaluation Requests”. This also instigates a manual request flow to Synopsys

Download Licenses

License entitlements can be viewed and activated per product





List Entitlements

Entitlements are listed below. Sort by clicking a column heading. Select specific entitlements to view or perform actions on them.

View ▾ **Action** ▾

Page 1 of 1

Activation ID ▾ Contains ▾

<input type="checkbox"/>	Type	Activation ID	Entitlement ID	Sold to	Product	Version	Available quantity	Total quantity	Expiration
<input type="checkbox"/>		c7c2-cc78-e37a-4565-b5ea-cf9e-508e-b92b	TestEntitlementJKLApril 28-003	▶ T-JKL (Test Account JKL) Type: End Customer	DWC AI Data Compression Option for NPX	Standard	0	1	PERMANENT
<input type="checkbox"/>		e8d6-0de5-33ea-4fca-9e2f-e86e-c558-0de3	TestEntitlementJKLApril 28-004	▶ T-JKL (Test Account JKL) Type: End Customer	DW ARC MetaWare MX Development Toolkit	Standard	0	1	PERMANENT
<input type="checkbox"/>		2e6a-63bb-6ff5-49dc-b680-251d-444d-0064	TestEntitlementJKLApril 28-002	▶ T-JKL (Test Account JKL) Type: End Customer	DWC ARC EM ESP Option	Standard	1	1	PERMANENT
<input type="checkbox"/>		bad3-0601-554f-429a-b299-63d3-14d1-aa2e	TestEntitlementJKLApril 28-001	▶ T-JKL (Test Account JKL) Type: End Customer	ASIP Designer	Standard	1	1	PERMANENT

License Operations

License list can be filtered by fields

Activate a license under Action->Activat

The screenshot shows a table with columns: Product, Total quantity, Expiration, and Maintenance. A search filter dropdown is open, showing options: --- Change search scope ---, Entitlement ID, Parent bulk entitlement ID, Activation ID (highlighted), Product, Part number, Sold-to Account Name, and Sold-to Account ID. The table contains the following data:

Product	Total quantity	Expiration	Maintenance
DWC AI Data Compression NPX	1	PERMANENT	
DW ARC MetaWare MX Dev Toolkit	1	PERMANENT	
DWC ARC EM ESP Option	1	PERMANENT	
ASIP Designer	1	PERMANENT	

Filter and activate

Filtered by product "EM"

List Entitlements

Entitlements are listed below. Sort by clicking a column heading. Select specific entitlements to view or perform actions on them.

The screenshot shows a table with columns: Type, Activation ID, Sold to, Product, Version, Available quantity, Total quantity, Expiration, and Maintenance. An 'Action' dropdown menu is open, showing options: Activate, Trusted activate, Short code activation, and Claim Activation IDs. The search filter is set to 'Product' and 'Contains' 'em'. The table contains the following data:

Type	Activation ID	Sold to	Product	Version	Available quantity	Total quantity	Expiration	Maintenance
<input checked="" type="checkbox"/>	2e6a-63a-fd-0	entmentJKL	DWC ARC EM ESP Option	Standard	1	1	PERMANENT	


Activation (1)

Activate Licenses

Please add or select at least one host and click Next to configure counts.

Generate Licenses

Sold to:

Ship-to email: 

Ship-to address:

Selected line items:

Activation ID	Product	Expiration date
2e6a-63bb-6ff5-49dc-b680-251d-444d-0064	DWC ARC EM ESP Option	PERMANENT

Cancel

Next

Activation (2)

Host IDs can be added here. Add three for redundant server setup

Select Ethernet for MAC address Host ID

Create License Host
Please select a license host type and enter an appropriate value.

Configure Hosts

Please add or select at least one host and click Next to configure counts.

Server Hosts: =

Configure Hosts

Server hosts: *

+ + - ?

Selected line items:

Activation ID	Product	Expiration date
2e6a-63bb-6ff5-49dc-b680-251d-444d-0064	DWC ARC EM ESP Option	PERMANENT

Verify

Cancel

Back

Next

Activation (3)

Enter number of seats

Configure Counts

Please enter values for the counts and click Next to review.

Configure Counts

Sold to: Test Account JKL

Selected Hosts

Server hosts

→ 42a744e50508

Activation ID	Product	qty	Unallocated qty	Extra	Fulfill count
2e6a-63bb-6ff5-49dc-b680-251d-444d-0064	DWC ARC EM ESP Option	1	1	0	1

Verify

Cancel

Back

Next

Activation (4)

Generate Licenses - Review

Please review values and click Verify to validate the license, or click Generate to generate the license.

**Generate
license**

Generate Licenses - Review

Sold to: Test Account JKL

Fulfill counts:

Host	Activation ID	Product	Fulfill count
42a744e50508	2e6a-63bb-6ff5-49dc-b680-251d-444d-0064	DWC ARC EM ESP Option	1

Generate

Verify

Cancel

Back

Activation (5)


License Summary

Please review the licenses below and click Complete to return to List Entitlements page.

License details:

Sold to: Test Account JKL

View ▾

<input type="checkbox"/>	Type	Fulfillment ID	Activation ID	Product	Version	License hosts	Count	Support type	Fulfill date	Expiration
<input type="checkbox"/>		FID_47f5af03_9c17_470c_8de_c_221eec7442e_d	2e6a-63bb-6ff5-49dc-b680-251d-444d-0064	DWC ARC EM ESP Option	Standard	42a744e50508	1	MASTER	May 14, 2026	PERMANENT

Complete

License is created and passed to user



Product Evaluation Requests



Create Evaluation Request

Requests

My Requests All Open All Requests

+ Create New Request

- Create Support Request
- Create Eval Request

Used to request a temporary license for a product

Information needed:

- Product to be evaluated
- License start date
- OS
- Company's business
- Export compliance survey
- Evaluation purpose
- Evaluation success criteria
- Holding company details
- Student status

Tickets / CompanyY

Welcome! You can raise a request for CompanyY using the options provided.

Eval License Product *

License Start Date

Summary *

Comments

Operating System *

1. Describe in detail the nature of your company's business *

↶ ↷ Tt B I ... ≡ A ↶ ≡ ☑ ↵ ↗

Attach files

2. Provide a few examples of the products or services your company develops/manufactures. *

↶ ↷ Tt B I ... ≡ A ↶ ≡ ☑ ↵ ↗

1. WE ACKNOWLEDGE AND AGREE that Synopsys products and/or services may not be exported, reexported, or transferred to any 3rd party in or for the purpose of reexport to Cuba, Iran, North Korea, Sudan, South Sudan, Syria, the Crimea region in Ukraine or any other sanctioned or embargoed country prohibited by the US, the EU or local law *

Yes No

2. WE ACKNOWLEDGE AND AGREE that Synopsys provided products and/or services will at no time be transferred to, later repurposed for, or put into service or support of any of the restricted end uses listed above. *

Yes No



Thank You

